

Entertainment & Ticketing Industry

The statistics in this report relate to the impact of authentication in the entertainment & ticketing industry, internationally. With 3DS, merchants experienced higher CNP authorization rates, as well as lower fraud rates.

Average Authorization Rate **92%**



For all CNP transactions, the average authorization rate for entertainment & ticketing merchants; this number tends to be lower than for that of Card-Present transactions.

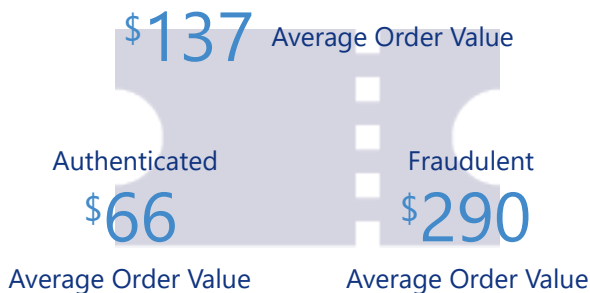
Authentication leads to higher authorization rates

4%

Authorization Lift With 3-D Secure

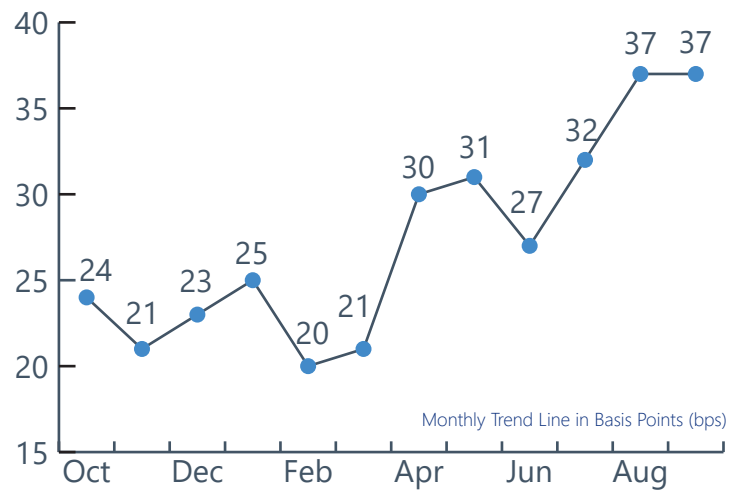
Measures the difference between the authorization rates of 3DS and Non-3DS transactions.

Snapshot of Key Industry Statistics




Average Fraud Rate **27 bps**

For all CNP transactions, the average fraud rate incurred by entertainment & ticketing merchants. The graph displays the industry's yearly fraud trends by month and can serve as a point of comparison.



Fraud-to-Sales Ratio

With 3-D Secure, Cardinal can help to remove fraud from the ecosystem.



The number of basis points of approved transactions that resulted in chargebacks, due to fraud.

Contact Cardinal to learn more:

call: +1.440.352.8444 visit: cardinalcommerce.com email: info@cardinalcommerce.com

This data represents only Visa transactions and includes settlement files and disputed issuer fraud that was reported into Visa Net. The data in this report was aggregated from a sample of merchants in the entertainment & ticketing industry who use 3-D Secure and, therefore, can be used to provide industry benchmarks.